

KR9632

NB-IOT Networked hand-held Soil Moisture Recorder

User Manual

File Version: V21.2.15




KR9632 using the standard ,easy access to PLC, DCS and other instruments or systems for monitoring soil temperature,soil Moisture state quantities.The internal use of high -precision sensing core and related devices to ensure high reliability and excellent long-term stability,can be customized RS232,RS485,CAN,4-20mA,DC0~5V\10V,ZIGBEE,Lora,WIFI,GPRS and other output methods.

Technical Parameters

Technical parameter	Parameter value
Moisture Temperature range	-30℃~80℃

Moisture Temperature accuracy	$\pm 0.5^{\circ}\text{C}$ @25 $^{\circ}\text{C}$
Moisture measuring range	0~100%
Moisture measuring accuracy	$\pm 3\%$ @25 $^{\circ}\text{C}$
Communication Interface	USB(RS232 to USB)
USB cable length	1m
Support baud rate	115200
Charger current	500mA
Work current	<150mA
Power off current	<30uA
Power	DC3.3~4.2V
Storage	8M
Max Records	32768
Running temperature	-40~80 $^{\circ}\text{C}$
Working humidity	5%RH~90%RH

Product Size



How to wiring?



COLOR DISPLAY

The content shows a dark tone
Not dazzling, not hurting eyes

ANTI-RUST PROBE

Quality probe
Does not corrode or
oxidize in the soil





OPERATION KEYBOARD

Simple layout
Convenient operation
without messy

DB9 PORT

Data line and sensor line
Share one interface
(Cannot be used at the same time)




Application solution

KEY POSITION & SCREEN DISPLAY DESCRIPTION




 :Networking button

 :Record function key

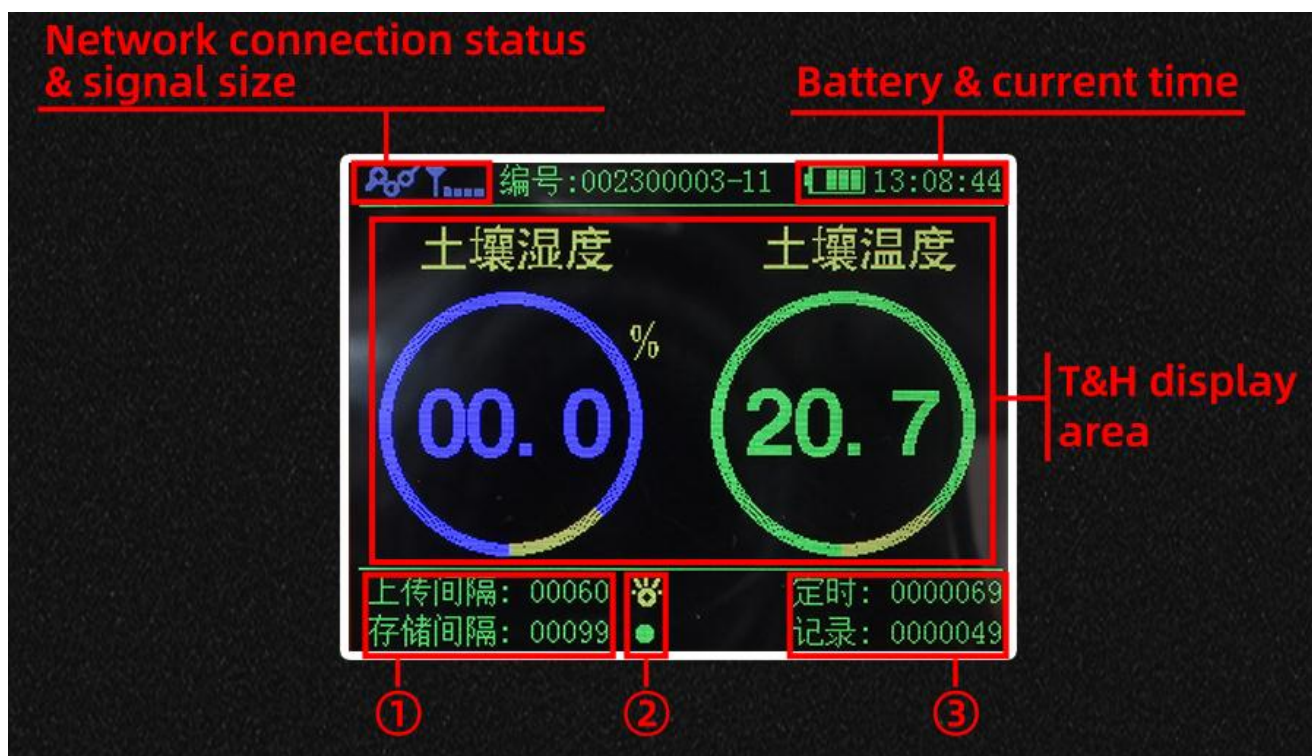
 :Switch machine



 :Shift

 :Up and down

菜单 :Set time & storage

 :Invalid



- ① The upload interval can be set after connecting to the computer
The storage interval can be set in the menu. The upper limit of the storage interval is 43199s
- ②  Press the networking button here will become the color, the NB module will be enabled in this color state and data can be uploaded
-  Press the record function key here will become the color, and the local record function will be activated in this color state
- ③ 定时: the current temperature and humidity value will be automatically recorded once after the timing is over
记录: Display the number of automatic records, the record limit is 32768

日期与时间设置

20-12-25

15:22:32

PAGE=1 Sel=1
Item=0 KEY=6

存储时间间隔

0006

记录起始序号

000160

PAGE=1 Sel=2
Item=0 KEY=6

Year, month and day setting
Adjust the position left and right
Adjust the value up and down

Hours, minutes and seconds setting
Adjust the position left and right
Adjust the value up and down

Storage interval setting
The upper limit can be set to
43199 seconds/time

Start record serial number setting
The upper limit can be set to 32768

MEASUREMENT METHODS



► Rapid measurement

Choose a suitable measurement location, avoid rocks, cut the surface soil according to the depth required for measurement, maintain the original tightness of the underlying soil, hold the sensor vertically and insert it into the soil, do not shake left and right when inserting, to ensure close contact with the soil



► Buried measurement method

Dig a pit with a diameter of about 20cm vertically, and insert the sensor needle into the pit horizontally according to the measurement needs, and fill the pit to ensure close contact with the soil. After the sensor is stable for a period of time, continuous long-term measurement and recording can be performed

How to use?



Disclaimer

This document provides all information about the product, does not grant any license to intellectual property, does not express or imply, and prohibits any other means of granting any intellectual property rights, such as the statement of sales terms and conditions of this product, other issues. No liability is assumed. Furthermore, our company makes no warranties, express or implied, regarding the sale and use of this product, including the suitability for the specific use of the product, the marketability or the infringement liability for any patent, copyright or other intellectual property rights, etc. Product specifications and product descriptions may be modified at any time without notice.

Contact Us

Company: Shanghai Sonbest Industrial Co., Ltd KLHA Brand Division

Address: Building 8, No. 215 North east road, Baoshan District, Shanghai, China

Web: <http://www.klha.com>

Web: <http://www.klha.com>

SKYPE: soobuu

Email: sale@sonbest.com

Tel: 86-021-51083595 / 66862055 / 66862075 / 66861077