

SM2110M-1

Protective 4-20mA split type temperature and humidity sensor

User Manual

File Version: V23.7.31

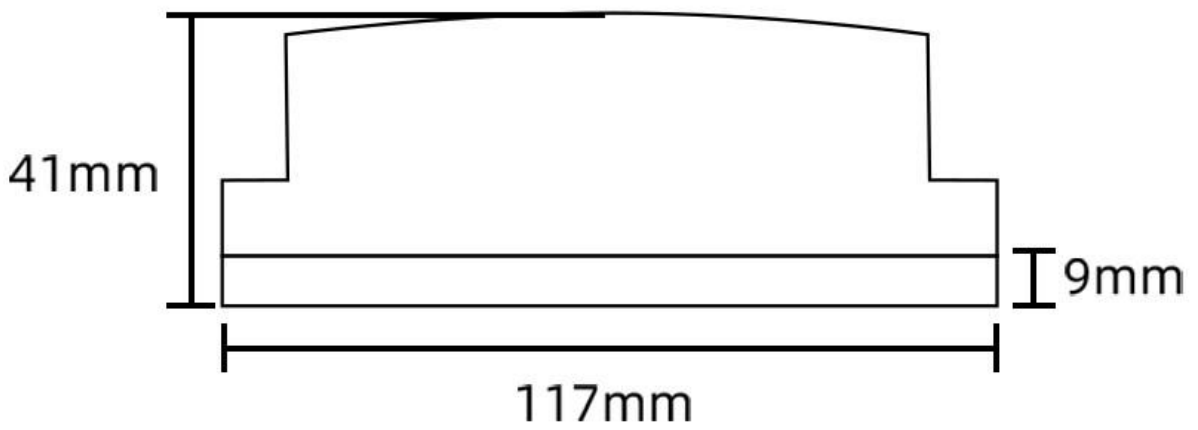
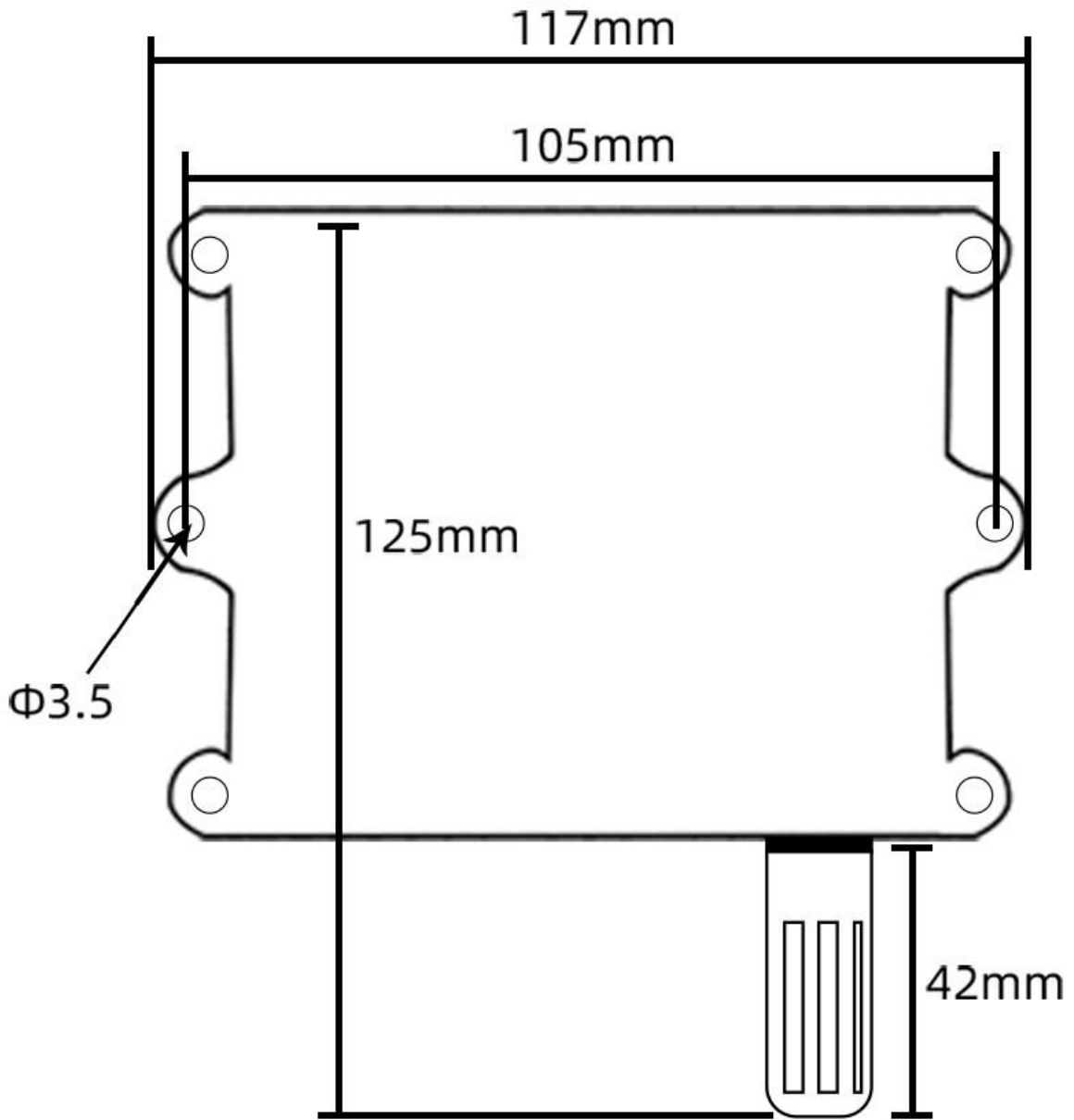


SM2110M-1 using the standard DC4-20mA current output signal,easy access to PLC , DCS and other instruments or systems for monitoring temperature,humidity state quantities.The internal use of high-precision sensing core and related devices to ensure high reliability and excellent long-term stability,can be customized RS232,RS485,CAN,4-20mA,DC0~5V\10V,ZIGBEE,Lora,WIFI,GPRS and other output methods.

Technical Parameters

Technical parameter	Parameter value
Brand	SONBEST
Temperature measuring range	-30°C~80°C
Temperature measuring accuracy	±0.5°C @25°C
Humidity measuring range	0~100%RH
Humidity accuracy	±3%RH @25°C
Communication Interface	DC4~20mA
Power	DC12~24V 1A
Running temperature	-30~85°C
Working humidity	5%RH~90%RH

Product Size



Wiring instructions

In the case of broken wires, wire the wires as shown in the figure. If the product itself has no leads, the core color is for reference.

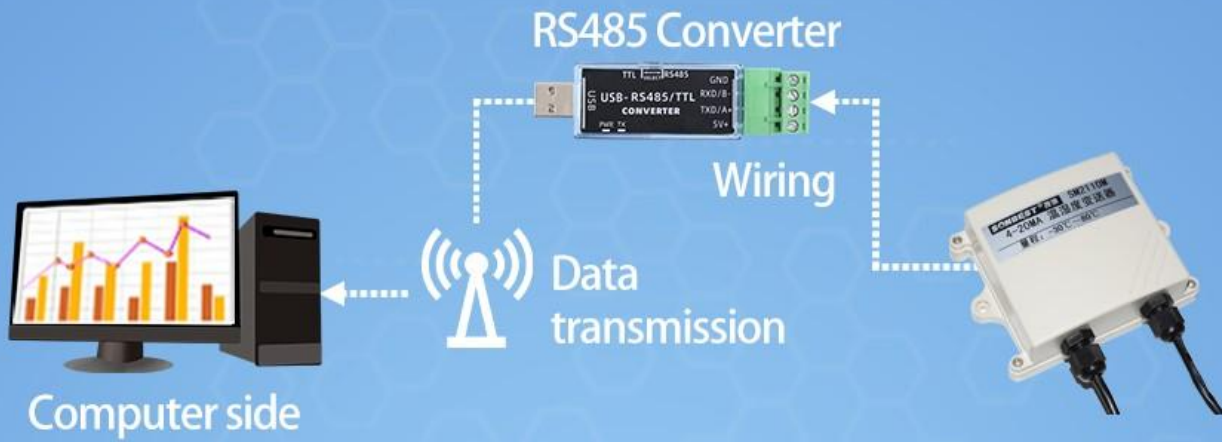
How to use?

Protective 4-20mA split temperature and humidity sensor can be widely used in animal breeding, file management, food storage, greenhouses, pharmaceutical storage, tobacco industry, industrial control industry and other indoor and outdoor temperature and humidity measurement fields

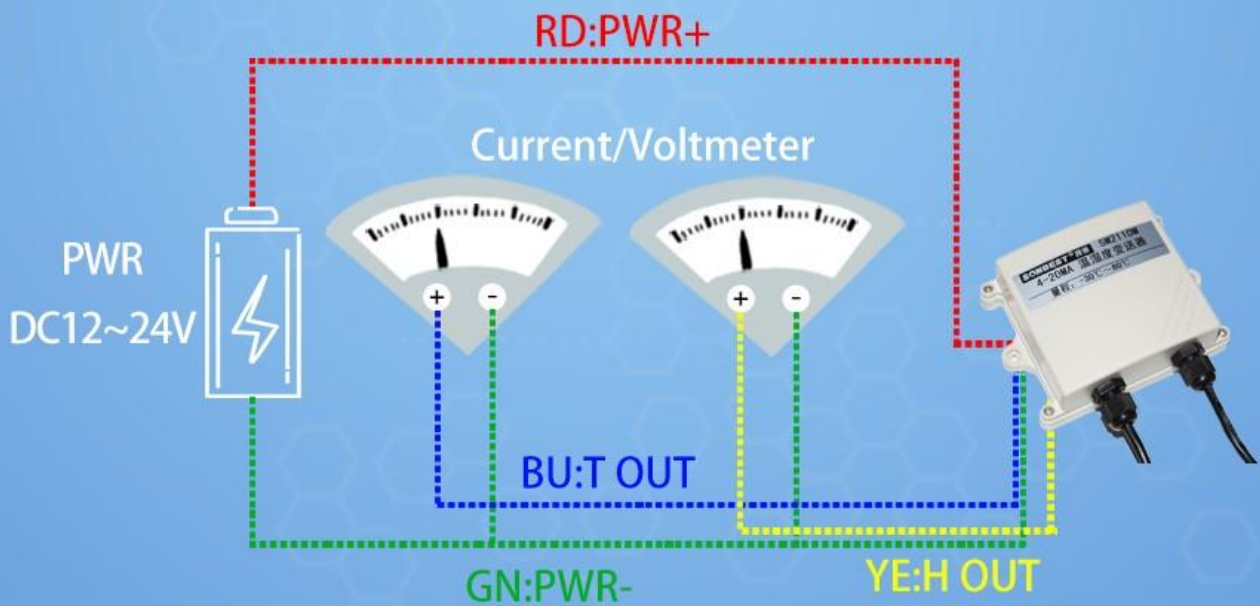


Application solution

■ RS485 Wiring



■ Current & voltage wiring method



Product List



Protective type 4-20mA split type
Temperature and humidity sensor



Reminder card



Certificate

1. temperature and current computing relationship

For example, the range is -30~80℃, the analog output is 4~20mA current signal, temperature and current The calculation relationship is as shown in the formula: $C = (A2-A1) * (X-B1) / (B2-B1) + A1$, where A2 is temperature range upper limit, A1 is the lower limit of the range, B2 is current output range upper limit, B1 is the lower limit, X is the currently read temperature value, and C is the calculated current value. The list of commonly used values is as follows:

current(mA)	temperatureValue (℃)	Calculation Process
4	-30	$(80-(-30))*(4-4)÷(20-4)+-30$
5	-23.125	$(80-(-30))*(5-4)÷(20-4)+-30$
6	-16.25	$(80-(-30))*(6-4)÷(20-4)+-30$
7	-9.375	$(80-(-30))*(7-4)÷(20-4)+-30$
8	-2.5	$(80-(-30))*(8-4)÷(20-4)+-30$
9	4.375	$(80-(-30))*(9-4)÷(20-4)+-30$
10	11.25	$(80-(-30))*(10-4)÷(20-4)+-30$
11	18.125	$(80-(-30))*(11-4)÷(20-4)+-30$
12	25	$(80-(-30))*(12-4)÷(20-4)+-30$

13	31.875	$(80-(-30))*(13-4)\div(20-4)+-30$
14	38.75	$(80-(-30))*(14-4)\div(20-4)+-30$
15	45.625	$(80-(-30))*(15-4)\div(20-4)+-30$
16	52.5	$(80-(-30))*(16-4)\div(20-4)+-30$
17	59.375	$(80-(-30))*(17-4)\div(20-4)+-30$
18	66.25	$(80-(-30))*(18-4)\div(20-4)+-30$
19	73.125	$(80-(-30))*(19-4)\div(20-4)+-30$
20	80	$(80-(-30))*(20-4)\div(20-4)+-30$

As shown in the above formula, when measuring 8mA, current current is 31.5 °C 。

2. humidity and current computing relationship

For example, the range is 0~100%RH, the analog output is 4~20mA current signal, humidity and current The calculation relationship is as shown in the formula: $C = (A2-A1) * (X-B1) / (B2-B1) + A1$, where A2 is humidity range upper limit, A1 is the lower limit of the range, B2 is current output range upper limit, B1 is the lower limit, X is the currently read humidity value, and C is the calculated current value. The list of commonly used values is as follows:

current(mA)	humidityValue (%RH)	Calculation Process
4	0.0	$(100-0)*(4-4)\div(20-4)+0$
5	6.3	$(100-0)*(5-4)\div(20-4)+0$
6	12.5	$(100-0)*(6-4)\div(20-4)+0$
7	18.8	$(100-0)*(7-4)\div(20-4)+0$
8	25.0	$(100-0)*(8-4)\div(20-4)+0$
9	31.3	$(100-0)*(9-4)\div(20-4)+0$
10	37.5	$(100-0)*(10-4)\div(20-4)+0$
11	43.8	$(100-0)*(11-4)\div(20-4)+0$
12	50.0	$(100-0)*(12-4)\div(20-4)+0$
13	56.3	$(100-0)*(13-4)\div(20-4)+0$
14	62.5	$(100-0)*(14-4)\div(20-4)+0$
15	68.8	$(100-0)*(15-4)\div(20-4)+0$
16	75.0	$(100-0)*(16-4)\div(20-4)+0$
17	81.3	$(100-0)*(17-4)\div(20-4)+0$
18	87.5	$(100-0)*(18-4)\div(20-4)+0$
19	93.8	$(100-0)*(19-4)\div(20-4)+0$
20	100.0	$(100-0)*(20-4)\div(20-4)+0$

As shown in the above formula, when measuring 8mA, current current is 29%RH 。

Disclaimer

This document provides all information about the product, does not grant any license to intellectual property, does not express or imply, and prohibits any other means of granting any intellectual property rights, such as the statement of sales terms and conditions of this product, other issues. No liability is assumed. Furthermore, our company makes no warranties, express or implied, regarding the sale and use of this product, including the suitability for the specific use of the product, the marketability or the infringement liability for any patent, copyright or other intellectual property rights, etc. Product specifications and product descriptions may be modified at any time without notice.

Contact Us

Company: Shanghai Sonbest Industrial Co., Ltd

Address: Building 8, No. 215 North east road, Baoshan District, Shanghai, China

Web: <http://www.sonbest.com>

Web: <http://www.sonbus.com>

SKYPE: soobuu

Email: sale@sonbest.com

Tel: 86-021-51083595 / 66862055 / 66862075 / 66861077