

SM1911M

4-20mA current type temperature and humidity sensor

User Manual

File Version: V23.8.22




SM1911M using the standard DC4-20mA current output signal,easy access to PLC, DCS and other instruments or systems for monitoring temperature,humidity state quantities.The internal use of high-precision sensing core and related devices to ensure high reliability and excellent long-term stability,can be customized RS232,RS485,CAN,4-20mA,DC0~5V\10V,ZIGBEE,Lora,WIFI,GPRS and other output methods.

Technical Parameters





Technical parameter	Parameter value
Brand	SONBEST
Temperature measuring range	-30℃~80℃
Temperature measuring accuracy	±0.5℃ @25℃
Humidity measuring range	0~100%RH
Humidity accuracy	±3%RH @25℃
Communication Interface	DC4~20mA
Power	DC12~24V 1A
Running temperature	-30~85℃
Working humidity	5%RH~90%RH

Product Size







Wiring mode

RS485 Wiring

	RD	PWR+
	GN	PWR-
	YE	RS485 A+
	BU	RS485 B-

mA/V Wiring

	RD	PWR+
	GN	PWR-
	YE	T Signal
	BU	H Signal

※Note: When wiring, connect the positive and negative poles of the power supply first, and then connect the signal lines for

Wiring instructions

In the case of broken wires, wire the wires as shown in the figure. If the product itself has no leads, the core color is for reference.

How to use?

The current temperature and humidity module can be widely used to measure wind speed in greenhouses, environmental protection, weather stations, construction projects, docks, breeding environments, power plant flue gas treatment, clean rooms and other scenarios

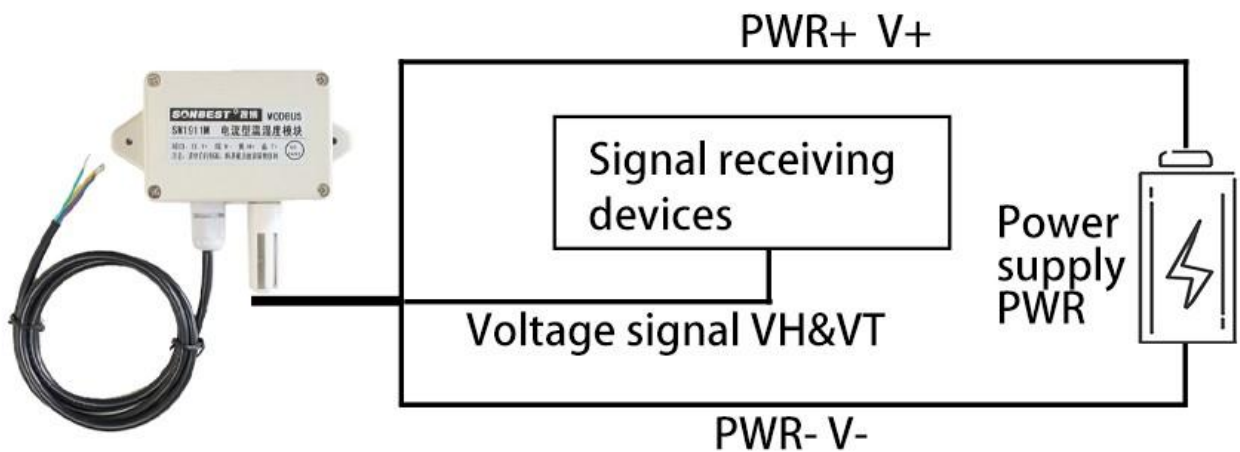


Application solution

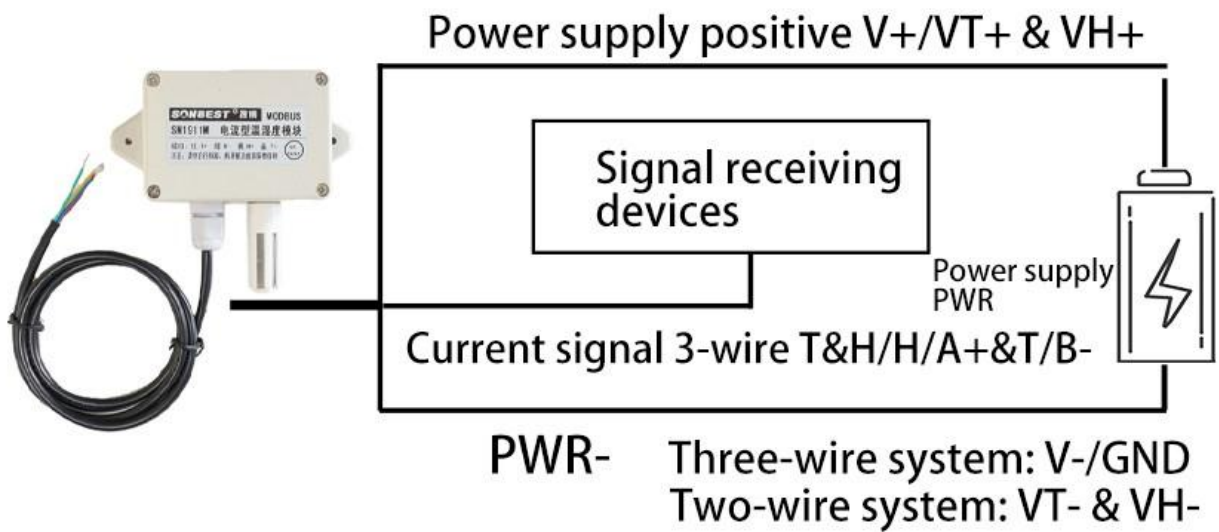
■ RS485 Communication ■



■ DC0~5V/10V VOLTAGE ■



■ 4~20MA CURRENT ■



Product List



Current type temperature and humidity module



Reminder card



Certificate

1. temperature and current computing relationship

For example, the range is -30~80℃, the analog output is 4~20mA current signal, temperature and current The calculation relationship is as shown in the formula: $C = (A2-A1) * (X-B1) / (B2-B1) + A1$, where A2 is temperature range upper limit, A1 is the lower limit of the range, B2 is current output range upper limit,

B1 is the lower limit, X is the currently read temperature value, and C is the calculated current value. The list of commonly used values is as follows:

current(mA)	temperatureValue (°C)	Calculation Process
4	-30	$(80-(-30))*(4-4)\div(20-4)+30$
5	-23.125	$(80-(-30))*(5-4)\div(20-4)+30$
6	-16.25	$(80-(-30))*(6-4)\div(20-4)+30$
7	-9.375	$(80-(-30))*(7-4)\div(20-4)+30$
8	-2.5	$(80-(-30))*(8-4)\div(20-4)+30$
9	4.375	$(80-(-30))*(9-4)\div(20-4)+30$
10	11.25	$(80-(-30))*(10-4)\div(20-4)+30$
11	18.125	$(80-(-30))*(11-4)\div(20-4)+30$
12	25	$(80-(-30))*(12-4)\div(20-4)+30$
13	31.875	$(80-(-30))*(13-4)\div(20-4)+30$
14	38.75	$(80-(-30))*(14-4)\div(20-4)+30$
15	45.625	$(80-(-30))*(15-4)\div(20-4)+30$
16	52.5	$(80-(-30))*(16-4)\div(20-4)+30$
17	59.375	$(80-(-30))*(17-4)\div(20-4)+30$
18	66.25	$(80-(-30))*(18-4)\div(20-4)+30$
19	73.125	$(80-(-30))*(19-4)\div(20-4)+30$
20	80	$(80-(-30))*(20-4)\div(20-4)+30$

As shown in the above formula, when measuring 8mA, current current is 31.5°C。

2. humidity and current computing relationship

For example, the range is 0~100%RH, the analog output is 4~20mA current signal, humidity and current The calculation relationship is as shown in the formula: $C = (A2-A1) * (X-B1) / (B2-B1) + A1$, where A2 is humidity range upper limit, A1 is the lower limit of the range, B2 is current output range upper limit, B1 is the lower limit, X is the currently read humidity value, and C is the calculated current value. The list of commonly used values is as follows:

current(mA)	humidityValue (%RH)	Calculation Process
4	0.0	$(100-0)*(4-4)\div(20-4)+0$
5	6.3	$(100-0)*(5-4)\div(20-4)+0$
6	12.5	$(100-0)*(6-4)\div(20-4)+0$
7	18.8	$(100-0)*(7-4)\div(20-4)+0$
8	25.0	$(100-0)*(8-4)\div(20-4)+0$
9	31.3	$(100-0)*(9-4)\div(20-4)+0$
10	37.5	$(100-0)*(10-4)\div(20-4)+0$
11	43.8	$(100-0)*(11-4)\div(20-4)+0$
12	50.0	$(100-0)*(12-4)\div(20-4)+0$
13	56.3	$(100-0)*(13-4)\div(20-4)+0$
14	62.5	$(100-0)*(14-4)\div(20-4)+0$
15	68.8	$(100-0)*(15-4)\div(20-4)+0$
16	75.0	$(100-0)*(16-4)\div(20-4)+0$
17	81.3	$(100-0)*(17-4)\div(20-4)+0$
18	87.5	$(100-0)*(18-4)\div(20-4)+0$

19	93.8	$(100-0)*(19-4)\div(20-4)+0$
20	100.0	$(100-0)*(20-4)\div(20-4)+0$

As shown in the above formula, when measuring 8mA, current current is 29%RH。

Disclaimer

This document provides all information about the product, does not grant any license to intellectual property, does not express or imply, and prohibits any other means of granting any intellectual property rights, such as the statement of sales terms and conditions of this product, other issues. No liability is assumed. Furthermore, our company makes no warranties, express or implied, regarding the sale and use of this product, including the suitability for the specific use of the product, the marketability or the infringement liability for any patent, copyright or other intellectual property rights, etc. Product specifications and product descriptions may be modified at any time without notice.

Contact Us

Company: Shanghai Sonbest Industrial Co., Ltd

Address: Building 8, No.215 North east road, Baoshan District, Shanghai, China

Web: <http://www.sonbest.com>

Web: <http://www.sonbus.com>

SKYPE: soobuu

Email: sale@sonbest.com

Tel: 86-021-51083595 / 66862055 / 66862075 / 66861077